
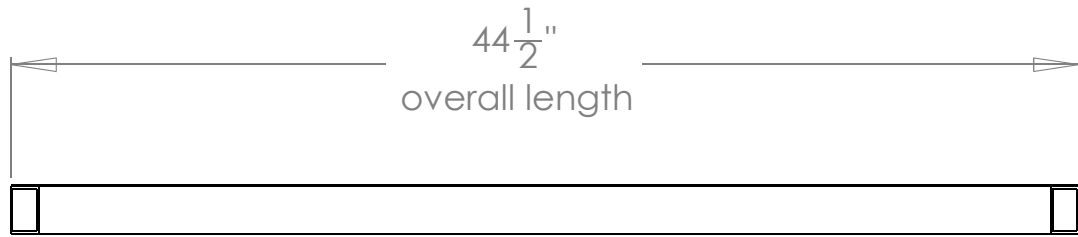
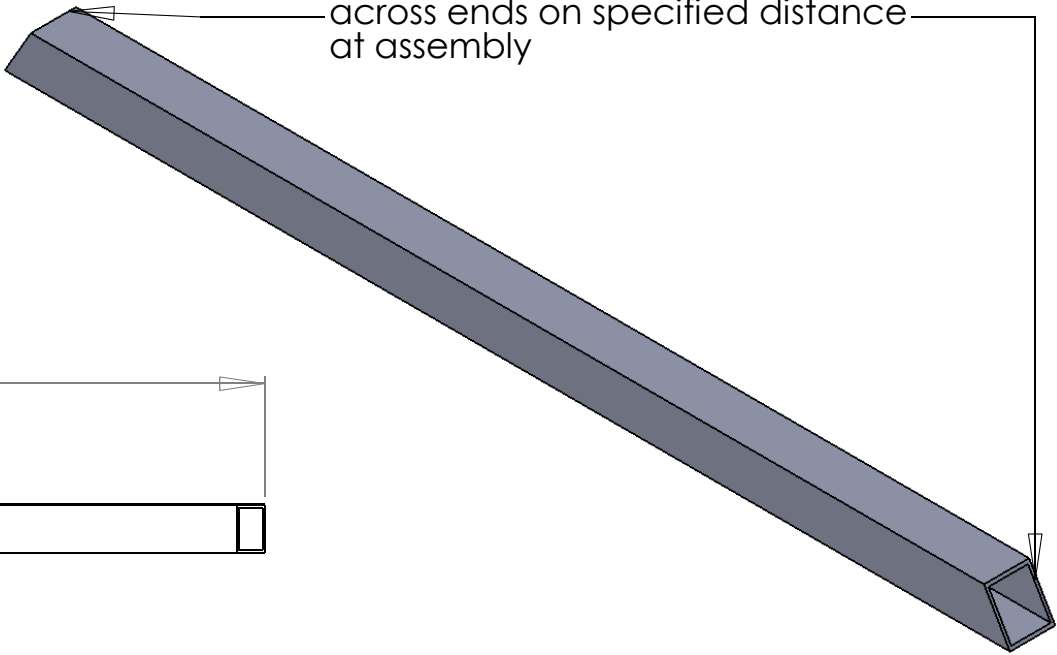


Weld to 9500911 Base End Tube
across ends on specified distance
at assembly



mirror angle on ends

Title Base End Cross Brace

DWG # 9500912

Material 6061-T6 Aluminum Tube
Size 2" Square 0.125" Wall
Scale 1:8

DRAWN NAME: MRB, DATE: 2009.02.09

simcraftTM

UNLESS OTHERWISE SPECIFIED
DIMENSIONS ARE IN INCHES
Tolerances on:
2 Decimals 3Decimals Angles
0.010 0.005 0.5deg
Surface finish 63 or better
remove burrs and break sharp edges

**1705 Enterprise Way
Suite 102
Marietta, GA 30067**

877.SimCraft (746.2723)
www.SimCraft.com